

**CURBED ROADWAY WITH RADIUS**

**A-A SEE SHEET 2**

\* 8" CONCRETE SIDEWALK FOR 1 FULL PANEL (MIN. 5 FT.) BEYOND EDGE OF DRIVE.

\*\* MAINTAIN 4" PIPE UNDERDRAIN. CURB OR COMBINED CURB AND GUTTER SHALL BE TAKEN OUT AND REPLACED WITH CONCRETE, SEPARATED FROM THE DRIVE BY 1/2" EXPANSION JOINT. WHEN LESS THAN 5 FT. OF A CURB SECTION REMAINS AFTER THE CURB CUT IS LOCATED, IT SHALL ALSO BE REMOVED AND REPLACED. CURB/GUTTER SHALL BE CONSTRUCTED IN MINIMUM 5 FT. SECTIONS AND MAXIMUM 10 FT. SECTIONS.

PAR = PEDESTRIAN ACCESS ROUTE. SET PAR THROUGH APPROACH AT SIDEWALK GRADE TO AVOID RAMP OR TRANSITION. IF NOT POSSIBLE, THEN MINIMIZE TRANSITION FROM SIDEWALK TO APPROACH.

**NOTES:**

1. IMMEDIATELY AFTER FINISHING, CONCRETE SHALL BE CURED IN AN APPROVED MANNER.
2. NO CONCRETE SHALL BE PLACED UNTIL TEMPERATURE IS 35 DEGREES AND RISING, OR IN A MANNER APPROVED BY THE CITY.
3. CONCRETE SHALL BE PROTECTED FROM FREEZING.
4. EXPANSION JOINT (EJ) MATERIAL SHALL BE REFLEX RUBBER OR APPROVED EQUIVALENT.
5. LOCATE EXPANSION JOINT (EJ) AT EDGE OF WALK WHEN CURB, GUTTER, AND APPROACH ARE POURED AT THE SAME TIME WITHOUT SIDEWALK.
6. LOCATE EXPANSION JOINT (EJ) AT BACK OF CURB WHEN APPROACH IS POURED SEPARATE FROM CURB & GUTTER.
7. NO EXPANSION JOINT (EJ) IS TO BE USED WHEN GUTTER, APPROACH, AND SIDEWALK ARE POURED AT THE SAME TIME.
8. UNDERDRAIN SHALL BE MAINTAINED OR REPLACED IF DAMAGED.
9. NO DOWELS REQUIRED ON DRIVES.

NOT TO SCALE

Date: 1/1/20

Standard Construction Drawing

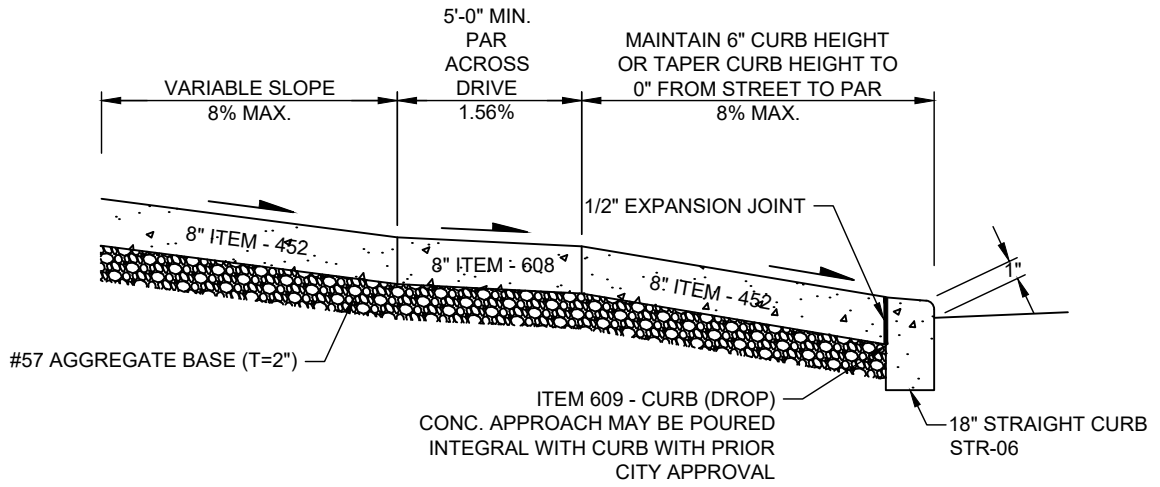


COMMERCIAL DRIVEWAY RADIUS

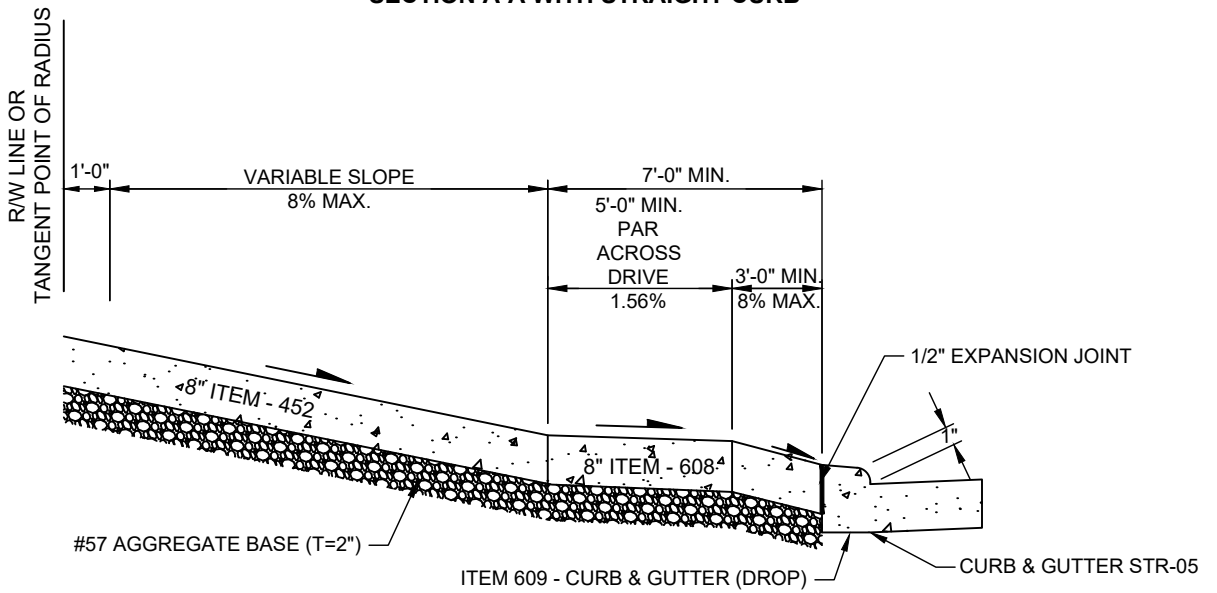
Drawing No.

STR-09

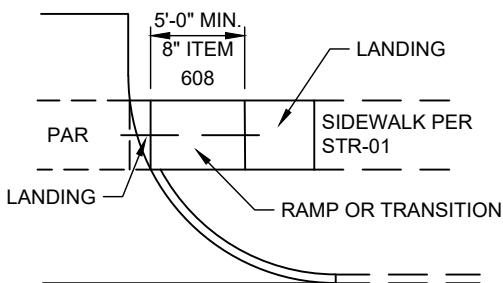
Sheet 1 of 2



**SECTION A-A WITH STRAIGHT CURB**



**SECTION A-A WITH CURB AND GUTTER**



PAR = PEDESTRIAN ACCESS ROUTE. SET PAR THROUGH APPROACH AT SIDEWALK GRADE TO AVOID RAMP OR TRANSITION. IF NOT POSSIBLE, THEN MINIMIZE TRANSITION FROM SIDEWALK TO APPROACH.

NOT TO SCALE

Date: 1/1/20

Standard Construction Drawing



COMMERCIAL DRIVEWAY RADIUS

Drawing No.

STR-09  
Sheet 2 of 2